



Luxury back board shelf

Specification:
L1000/1200 x W500 x H2400MM
Acceptable of Required size
Layer: 6
Load-bearing: 50-150KG



Double side luxury back board shelf


Specification:
L1000/1200 x W1000 x H2000MM
Acceptable of Required size
Layer: 5
Load-bearing: 50-150KG



Large multi-function supermarket shelf

Specification:
L3600 x W1000 x H3500mm

Acceptable of Required size
Layer: 4
top layer: 1000-3000kg/layer, display layer: 150KG



Single side punched hole back board shelf

Specification:
L1000/1200 x W500 x H2400mm

Acceptable of Required size

Layer: 4 Load-bearing: 50-150KG
with top light box



Double side punched hole back board shelf

Specification:
L1000/1200xW1000xH2400

Acceptable of Required size

Layer: 4
Load-bearing: 50-150KG.

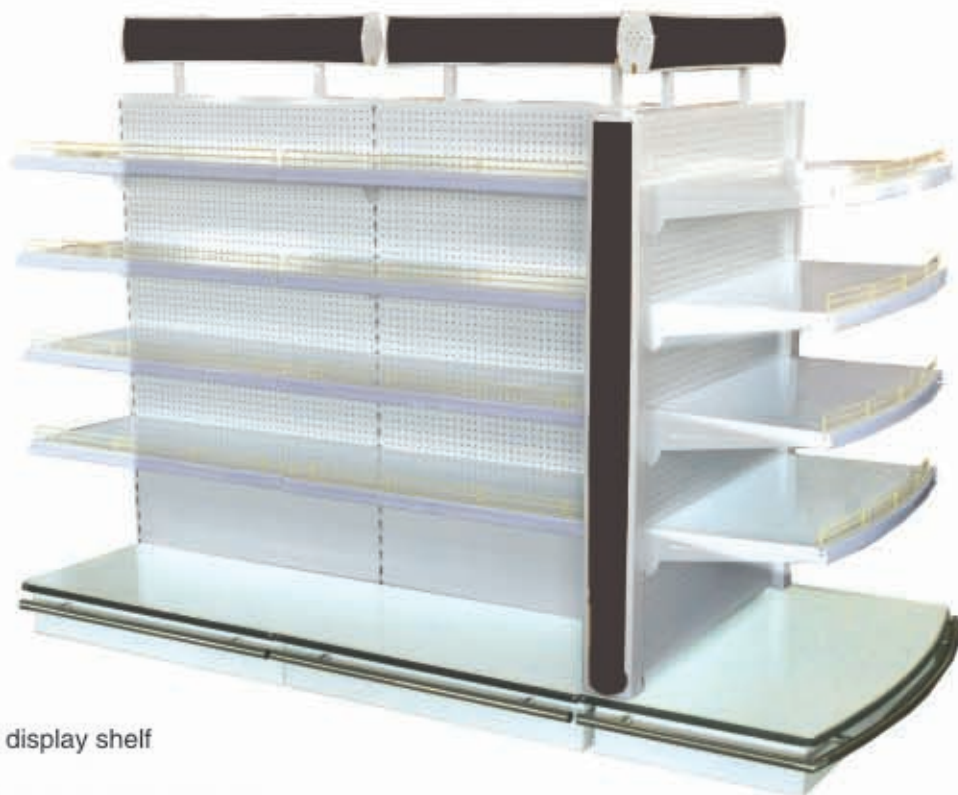


Heavy duty supermarket shelf
Specification:
L1000/1200 x W600 x H2000/2400mm

Acceptable of Required size

Layer: 5 Load-bearing: 150-200KG





Cosmetics display shelf

Specification:
Single Size: L1000/1200 x W500 x H2400mm
Double Size: L1000 x W1000 x H1600mm
Acceptable of Required size



Cosmetics display shelf

Specification:
Single Size:
L1000/1200 x W500 x H2400mm
Double Size:
L1000 x W1000 x H1600mm


Acceptable of Required size



Cosmetics display shelf

Specification:
Single Size:
L1000/1200 x W500 x H2400mm
Double Size:
L1000 x W1000 x H1600mm

Acceptable of Required size



Cosmetic shelf

Erd cap: 800 x 400 x 1500mm
double sides: 1000 x 800 x 1500mm


Acceptable of Required size
Glass Layer: 50Kg
Layer: 4
Load-bearing: 50-150KG
Metal Layer: 80KG



Cosmetics display shelf

Specification:
Single Size:
L1000/1200 x W500 x H1600mm
Double Size:
L1000 x W1000 x H1600mm

Load-bearing: 150-200KG



American style shelf
Specification:
Single side Size:
L1220xW500xH1370/1520/1820/2130mm
Double side Size:
L1220xW900xH1370/1520/1820/2130mm
End cap: L900xW450xH1370/1520/1820/2130mm

Acceptable of Required size
Layer: 4
Load-bearing: 50-150KG



Round head shelf
Specification:
L1000/1200 x W900 x H1600/1800mm

Acceptable of Required size
Layer: 4
Load-bearing: 50-80KG



Circular shelf
Specification:
L900 x W900 x H1700mm

Acceptable of Required size
Layer: 5
Load-bearing: 50-80KG



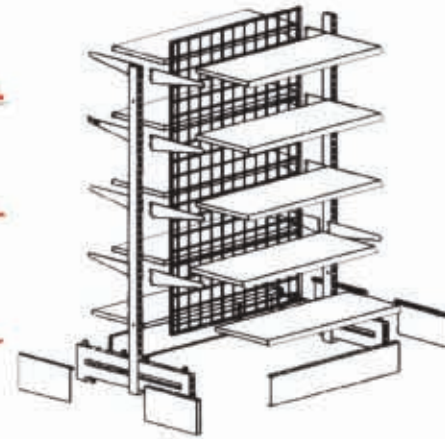
Inner corner shelf/wall shelf
Specification:
L1000 x W500 x H2400mm

Acceptable of Required size
Layer: 5
Load-bearing: 50-150KG



Outward shelf/wall shelf
Specification:
L1000 x W500 x H2400mm

Acceptable of Required size
Layer: 5 Load-bearing: 50-150KG



Double-sides wire back shelf
Specification:
L1000/1200 x W900 x H1800mm
Acceptable of Required size
Layer: 4
Load-bearing: 50-120KG



Single side wire back shelf
Specification:
L900 x W450 x H1800mm
Acceptable of Required size
Layer: 5




Double side bump & hole back board shelf
Specification:
L1000 x W900 x H1800mm
Acceptable of Required size
Layer: 5
Load-bearing: 50-100KG



Small three sides shelf
Specification: L700xW700xH1200
Acceptable of Required size
Layer: 4
Load-bearing: 50-100KG



Movable wire basket shelf



Australia style shelf
 Specification:
 Single side Size:
 L1800xW450xH2000mm
 Double side Size:
 L1800xW900xH2000mm
 End cap: L900xW450xH2000mm
 Acceptable of Required size
 Layer: 5
 Load-bearing: 50-150KG/layer ;400kg/top layer



Shelf assembly001



Shelf assembly002



Shelf assembly003



Shelf assembly004



Shelf assembly005



Shelf assembly006



Shelf assembly007



Shelf assembly008



Small display shelf

Magazine shelf

Feeding cage
Specification: L1200 x W550 x H1700mm
Acceptable of Required size



Angle iron shelf



Book shelf
Specification:
L900 x W450 x H1800mm
Specification:
L900 x W900 x H1800mm



CD shelf



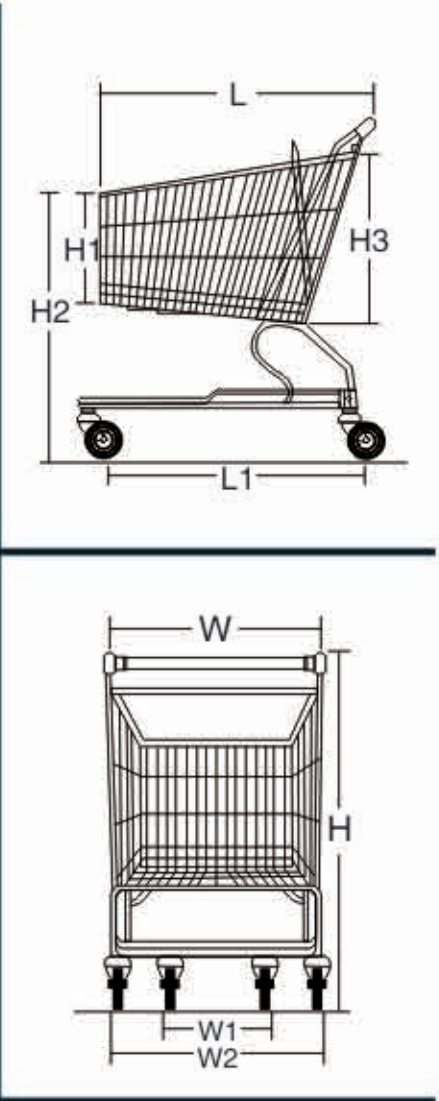
Specification L x W x H(mm)	Volume(Litre)	Capacity(Kg)	Casters(Mm)	Finish/Coating		
				Zinc	Chrome	Powder
760 x 460 x 920	60	50	Φ100	✓	✓	✓
840 x 525 x 960	80	60	Φ100	✓	✓	✓
800 x 495 x 970	90	70	Φ100	✓	✓	✓
860 x 530 x 950	100	75	Φ100	✓	✓	✓
825 x 530 x 990	120	80	Φ100	✓	✓	✓
920 x 575 x 980	125	90	Φ125	✓	✓	✓
1000 x 575 x 1010	150	100	Φ125	✓	✓	✓
980 x 595 x 1000	180	110	Φ125	✓	✓	✓
1085 x 595 x 1000	210	130	Φ125	✓		✓
1175 x 590 x 1035	240	150	Φ125	✓		✓



Specification L x W x H(mm)	Volume(Litre)	Capacity(Kg)	Casters(Mm)	Finish/Coating		
				Zinc	Chrome	Powder
780 x 460 x 980	60	50	Φ100	✓	✓	✓
840 x 520 x 980	80	60	Φ100	✓	✓	✓
870 x 520 x 980	100	75	Φ100	✓	✓	✓
850 x 530 x 990	120	80	Φ100	✓	✓	✓
920 x 560 x 1010	125	90	Φ125	✓	✓	✓
1030 x 595 x 995	150	100	Φ125	✓	✓	✓
1020 x 590 x 1030	180	120	Φ125	✓	✓	✓
1030 x 590 x 1030	210	130	Φ125	✓		✓



Specification L x W x H(mm)	Volume(Litre)	Capacity(Kg)	Casters(Mm)	Finish/Coating		
				Zinc	Chrome	Powder
780 x 460 x 980	60	50	Φ100	✓	✓	✓
870 x 520 x 960	80	60	Φ100	✓	✓	✓
870 x 530 x 980	100	75	Φ100	✓	✓	✓
890 x 530 x 980	120	80	Φ100	✓	✓	✓
920 x 560 x 1000	125	90	Φ125	✓	✓	✓
1000 x 585 x 1020	150	100	Φ125	✓	✓	✓
1020 x 600 x 1000	180	120	Φ125	✓	✓	✓
1020 x 600 x 1030	210	130	Φ125	✓	✓	✓



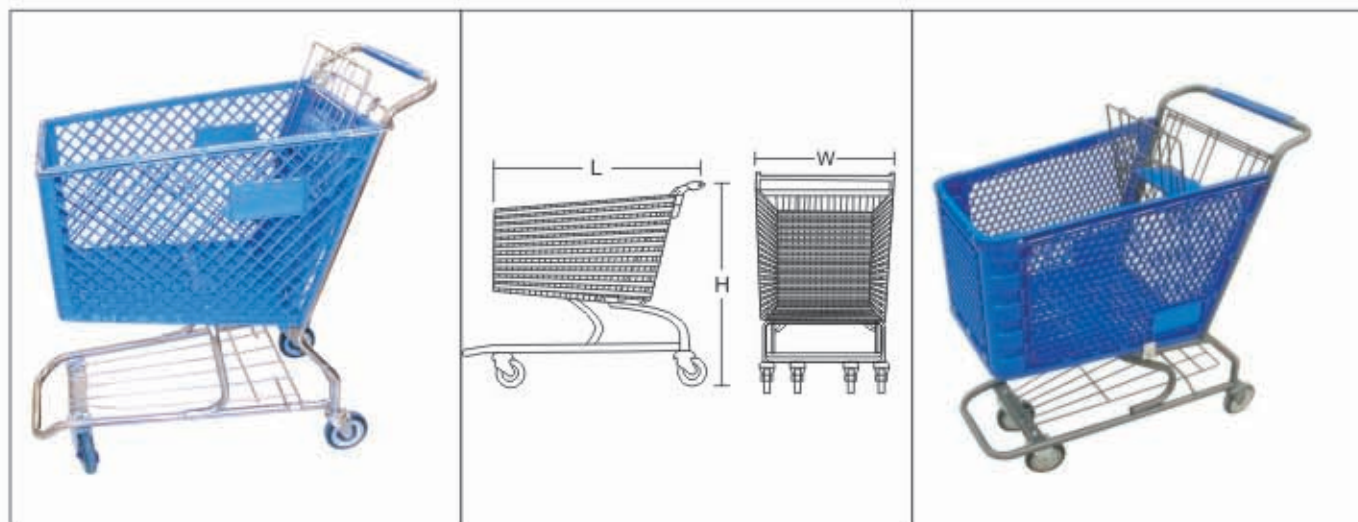
Specification L x W x H(mm)	Volume(Litre)	Capacity(Kg)	Casters(Mm)	Finish/Coating		
				Zinc	Chrome	Powder
780 x 460 x 980	60	50	Φ100	✓	✓	✓
890 x 520 x 980	80	60	Φ100	✓	✓	✓
890 x 530 x 980	100	75	Φ100	✓	✓	✓
900 x 530 x 990	120	80	Φ100	✓	✓	✓
900 x 560 x 1000	125	90	Φ125	✓	✓	✓
1000 x 600 x 960	150	100	Φ125	✓	✓	✓
1030 x 595 x 1020	180	120	Φ125	✓	✓	✓
1030 x 590 x 1030	210	130	Φ125	✓	✓	✓



Specification L x W x H(mm)	Volume(Litre)
920 x 530 x 1050	120
940 x 610 x 1020	140
1000 x 590 x 1015	180



Specification L x W x H(mm)
1380 x 590 x 1050
700 x 350 x 500
680 x 310 x 480





Fan-shape shopping cart

Specification:
L950xW540xH940mm



Specification:
L655 x W510 x H1000mm
Volum: 75L



Specification:
L580 x W510 x H1000mm
Volum: 42L



Zinc Basket Trolley

Specification:
560 x 486 x 1036mm



Three Basket Trolley

Specification:
680 x 460 x 900mm



Wire Basket Trolley

Specification:
560 x 410 x 940mm



Chrome Basket Trolley

Specification:
560 x 430 x 970mm



Powder Basket Trolley

Specification:
520 x 430 x 970mm



Powder Basket Trolley

Specification:
520 x 430 x 970mm

CARGO TROLLEYS



Flat Trolley
Specification:
L1000 x W570 x H1060mm



Five Castor Flat Trolley
Specification: L1677 x W728 x H948mm



Flat Basket Trolley
Specification:
L1068 x W640 x H1100mm



Flat Trolley
Specification:
L1400 x W740 x H1060mm



CASTORS





Disassembly Roll Container A Style

Specification: 850 x 670 x 1750mm



Disassembly Roll Container B Style

Specification: 830 x 700 x 1740mm



Folding Roll Container With Door

Specification: 850 x 700 x 1750mm



Folding Roll Container C Style

Specification: 830 x 705 x 1730mm





Folding Roll Container

Specification:
1100 x 800 x 1700mm



Specification L x W x H(mm)	Capacity (Kg)	Casters (mm)	Finish/Coating	
			Lacquer	Zinc
850 x 670 x 1750	500	Φ125	✓	✓
830 x 700 x 1740	500	Φ125	✓	✓
830 x 705 x 1730	500	Φ125	✓	✓
850 x 700 x 1750	500	Φ125	✓	✓
1100 x 800 x 1700	500	Φ125	✓	✓



Length (mm)	Width (mm)	Height (mm)	Bearing (kg)	
1200	1000	890	500/1000	Φ6/Φ5
1200	800	840	500/1000	Φ6/Φ5
1000	800	840	400/800	Φ5
800	600	640	500	Φ5



Pallet storage cage
Specification:
L1200xW800xH800mm



Storage cage
Specification:
L600xW600xH700mm



Storage cage
Specification:
L800xW580xH670mm



Heavy duty storage cage
Specification:
L1200xW800xH930mm

Coin Locks



Coin Locks
Models: Australia , New Zealand , USA , Israel , Pound , Euro , Canada



Buffers

Handle

Buffers

Baby Restraint



Folding Stacking Cage

Specification:
L1000 x W670 x H400mm



Specification:
L720 x W350 x H1400mm



Specification L x W x H(mm)	Capacity (Kg)	Layer	Finish/Coating		
			Zinc	Chrome	Powder
1000 x 670 x 400	100	4	✓	✓	✓
1000 x 600 x 400	90	4	✓	✓	✓
1000 x 500 x 360	80	4	✓	✓	✓

**ELECTRIC CONVEYOR
CHECK OUTS**



Specification:
2500×1050×870mm
600×600×870mm




Specification:
2500×1100×870mm
600×600×870mm



**ELECTRIC CONVEYOR
CHECK OUTS**



Specification:
2600×1100×870mm



Specification:
1100×1100×850mm
600×600×850mm




Specification:
2000×600×850mm
600×600×850mm



Specification:
1000×900×1100mm



Specification:
1000×400×1100mm



Specification:
1800×600×850mm
600×600×850mm



Specification:
1800×600×850mm
500×500×850mm




Heavy-duty warehouse shelf
Specification:
L2500 x W1000 x H3000-6000mm

Acceptable of Required size
Layer: 2-5
Load-bearing: 1000-3000KG



Heavy-duty warehouse shelf
Specification:
L2500 x W1000 x H3000mm

Acceptable of Required size
Layer: 2-5
Load-bearing: 1000-3000KG





ice fresh table

Specification

L: 1200/1400/1600/1800mm

W: 800/900/1000mm

H: 850mm

material of all the ice fresh table: 1.2mm thick stainless steel attached with 5cm heart preservation cotton at the bottom of the table.



promotion ice fresh table

Specification:

L: 1200/1400/1600/1800mm

W: 800/900/1000mm

H: 850mm



ice fresh table

Specification

L: 1200/1400/1600/1800mm

W: 800/900/1000mm

H: 850mm



ice fresh table

Specification

L: 1200/1400/1600/1800mm

W: 800/900/1000mm

H: 850mm





Luxury larger four wheels shopping basket

Product specifications: 560*420*460mm
Product capacity: 55L



Large two wheels handle basket

Product specifications: 490*410*475mm
Product capacity: 50L



Ordinary flat double handle basket

Product specifications: 460*320*250mm
Product capacity: 25L



Ordinary leak double handle basket

规格 / Product specifications: 460*320*250mm
容量 / Product capacity: 25L



Ordinary flat plated handle basket

Product specifications: 460*320*250mm
Product capacity: 25L



Ordinary leak plated handle basket

Product specifications: 460*320*250mm
Product capacity: 25L



ZC-3 Circular flat double handle basket

Product specifications: 450*315*270mm
Product capacity: 25L



Deluxe small hole double handle basket

Product specifications: 475*335*265mm
Product capacity: 28L



Deluxe small hole single handle basket
Product specifications: 475*335*265mm
Product capacity: 28L



Luxury two handle shopping basket
Product specifications: 480*330*260mm
Product capacity: 25L



Apple type trolley basket
Product specifications: 535*380*435mm
Product capacity: 42L



Deluxe two wheels pull basket
Product specifications: 410*400*535mm
Product capacity: 52L



luxury two handle shopping basket
Product specifications: 335*295*215mm
Product capacity: 20L



Four wheel trolley basket
Product specifications: 600*350*360mm
Product capacity: 42L



Chrome wire basket
Product specifications: 400*320*210mm
Product capacity: 20L



Specification:
450x300x180mm



Large four wheel trolley basket
Product specifications: 600*390*400mm
Product capacity: 48L



Two wheels handle basket
Product specifications: 460*360*420mm
Product capacity: 45L



Basket Holder
Specification: 470 x 350 x 350mm



Basket Holder
Specification: 470 x 330 x 340mm

CHROME WIRE SHELVES



Specification:
L900 x W450 x H1600mm



Specification:
L900 x W350 x H1600mm



Specification:
L900 x W450 x H1600mm



Specification:
L900 x W450 x H1600mm



Specification:
L600 x W600 x H1600mm




Specification:
L900 x W450 x H1600mm



PALLETS AND JACKS




Specification:
1000 x 800 x 140mm




Specification:
1200 x 1000 x 140mm




Specification:
1200 x 800 x 140mm




Specification:
1100 x 800 x 170mm




Specification:
1100X1100X170mm




Specification:
1200X1000X150mm



1111田字四面
规格/Specification:
1100 x 1100 x 150mm



Specification:
1200 x 1000 x 150mm



Specification:
1200 x 800 x 150mm



PALLET JACKS

LOCKERS



Digital Coin locker
Specification:
L1800 x W450 x H1800mm
Gate number: 24



Coin locker
Specification:
L900 x W450 x H1790mm
Gate number: 10, 12, 18



Coin locker
Specification:
L900 x W450 x H1790mm
Gate number: 12



Coin locker
Specification:
L900 x W450 x H1790mm
Gate number: 18

PALLETS AND JACKS & TRAFFIC CONTROLLERS



Specification:
L1300 x W960 x H1600/2400mm

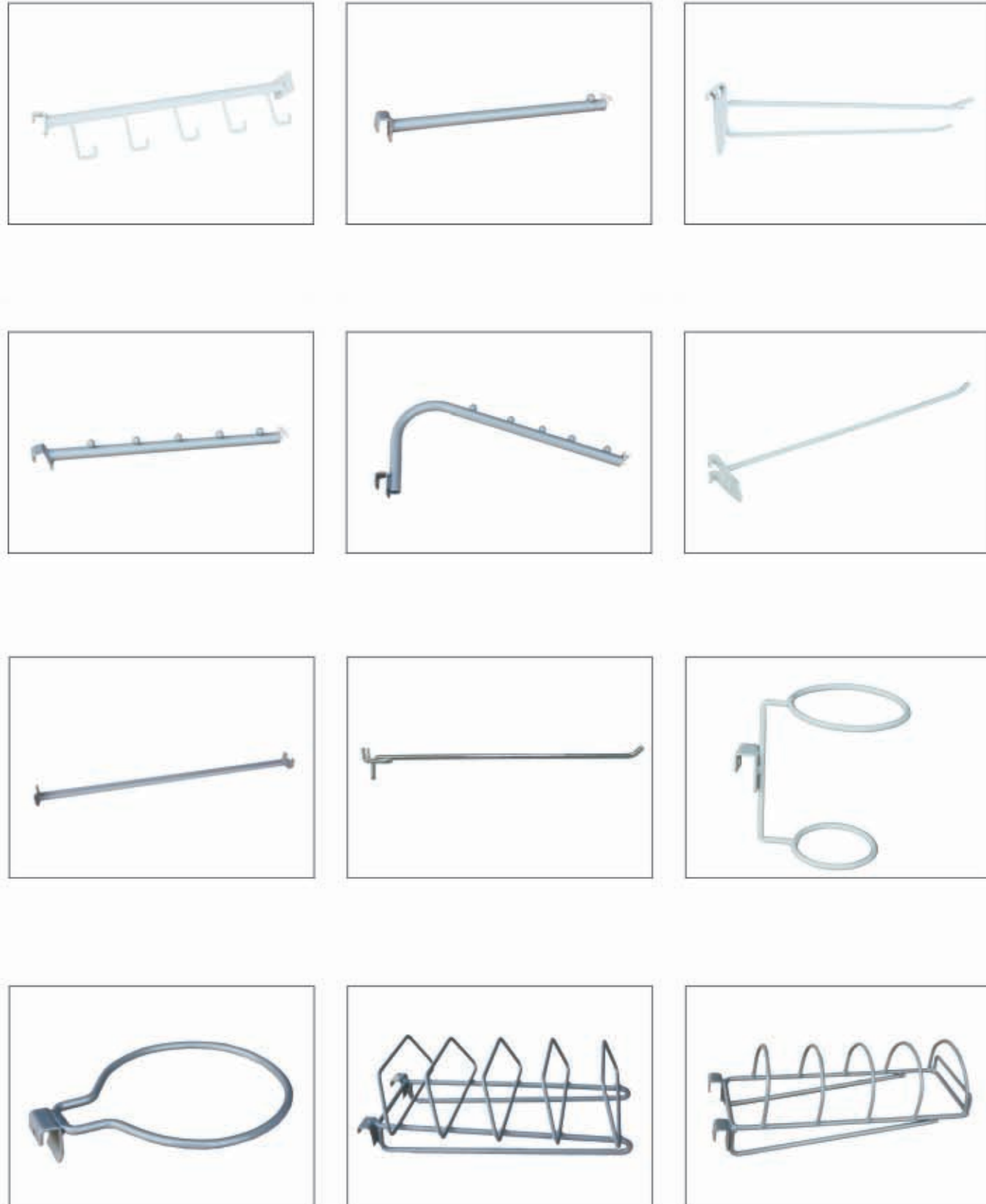
Specification:
L1060 x W530 x H1040mm




WE CAN ALSO DESIGN BARRIER LAYOUTS!




RETAIL HOOKS
& ACCESSORIES



RETAIL HOOKS
& ACCESSORIES



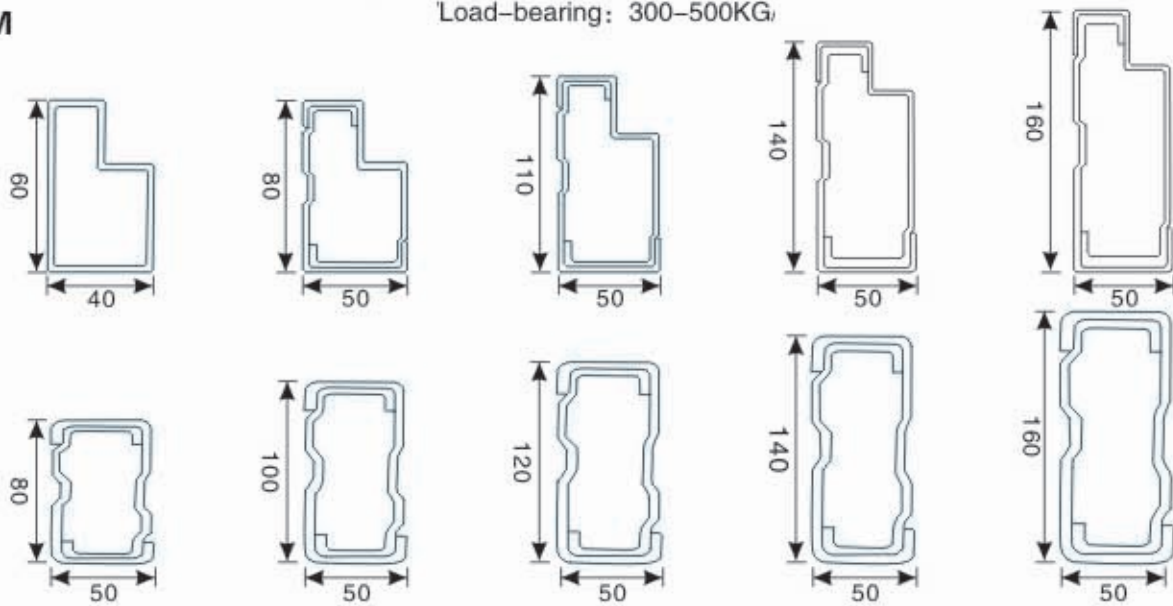




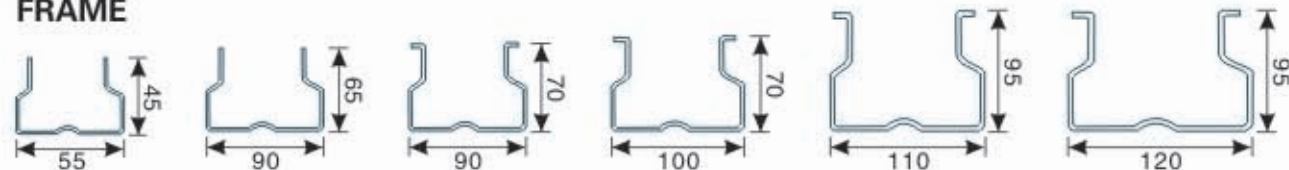
New middle duty warehouse shelf
Specification: L1900 x W600 x H2000mm

Acceptable of Required size
Layer: 4
Load-bearing: 300-500KG,

BEAM




FRAME



Middle-duty warehouse shelf
Specification:
L2000 x W600 x H2000mm

Acceptable of Required size
Layer: 4
Load-bearing: 300-500KG



Light-duty warehouse shelf
Specification: L1800/1500 x W500 x H2000mm

Acceptable of Required size
Layer: 4
Load-bearing: 100-200KG






The flooring style storage rack can be designed into multi-floors, generally 2-3 floors. The design include ladder, guardrail, elevator and etc.

It is suitable for the high space warehouse, light and small goods, store and unload by manual work, and large quantity goods store.

The floor can be flat armor plate, decorative plate, steel grid plate, wooden plate and ect.



The main design elements of flooring style storage rack:

- (1) Goods size, weight and store method
- (2) Loading capacity of floor and rack
- (3) Building measurement of warehouse area
- (4) Height form ground to floor
- (5) The location and demand for goods enter and exist.




Cold storage shelves

Specification: L2700 x W1000 x H3000mm

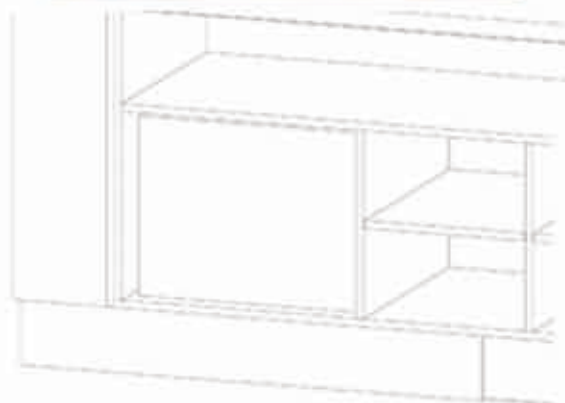
Acceptable of Required size

Layer: 2-4

Load-bearing: 1000-2000KG



WAREHOUSE RACKING



MEZZANINE RACKING



2 Layer Acry Vegetable Rack

Specification:
L1650 x W1700 x H2200mm



Acry Vegetable Rack

Specification:
R1250 x H1100mm

Acry Vegetable Rack

Specification: L1650 x W1300 x H1100mm



wooden promotion table
Specification: 1200x1000x800



solid wood style
4200 x 1800 x 1120



3 Layer Vegetable Rack

Specification:
L1200 x W1200 x H2050mm

2 Layer Vegetable Rack

Specification:
L1500 x W900 x H1800mm



Stainless Steel Vegetable Rack

Specification:
L1500 x W900 x H1800mm

Load-bearing: 150-200KG

Vegetable Rack
Specification:
L1200xW800xH1500mm



Vegetable Rack
Specification: L1700 x W840 x H800mm




3 Layer Vegetable Rack



Chrome Folding Promotion Table

Specification: L1200 x W800 x H850mm



Wire promotion table

Specification: L1200 x W800 x H850mm



Luxury promotion table

Specification: L1000 x W1000 x H850mm



Folding promotion table

Specification: L1200 x W800 x H850mm




Two layers promotion table

Specification: L900 x W900 x H850mm



Promotion Table

Specification: L1000 x W800 x H850mm



Single side punched hole back board shelf

Specification:
L1000/1200 x W500 x H2400mm

Acceptable of Required size

Layer: 4 Load-bearing: 50-150KG
with top light box



Double side punched hole back board shelf

Specification:
L1000/1200xW1000xH2400

Acceptable of Required size

Layer: 4
Load-bearing: 50-150KG.



Heavy duty supermarket shelf
Specification:
L1000/1200 x W600 x H2000/2400mm

Acceptable of Required size

Layer: 5 Load-bearing: 150-200KG



WINE DISPLAYS



Model	(mm) Specification	(mm) Upright	(mm) Layer Panel	(mm) Back Nets	(mm) Bracket
Single Side	960 × 450 × 1800	30 × 60 × 1.5–2.5	0.6	∅ 3.0–3.8	1.5~2.5
Double Side	960 × 900 × 1300				
End Shelf	850 × 450 × 1300				

Customer size available



COUNTER DISPLAYS

